





## CALAMUS AND BAMBOO

	TYPE	COLL.	MODEL	DESCRIPTION AND DIMENSIONS			
					CLEAR .TR	FROSTED .FR	METALLIC .MT
	HA.	CAL.	100.	<b>CALAMUS 100</b> CYLINDRICAL SHAPE IN HAND-BLOWN GLASS glass dimension diam. 100 mm., h 650 mm. dual light source , 7 watt, LED module - 2700k + 3 watt LED module with lens 10° 2700k metal parts varnished DARK GREY electric cable 2 mt length coated 21 Black			
	HA.	CAL.	136.	<b>CALAMUS 136</b> CYLINDRICAL SHAPE IN HAND-BLOWN GLASS glass dimension diam. 136 mm., h 650 mm. dual light source , 7 watt, LED module - 2700k + 3 watt LED module with lens 10° 2700k metal parts varnished DARK GREY electric cable 2 mt length coated 21 Black			
	HA.	BAM.	#1	<b>BAMBOO MOD. #1</b> CYLINDRICAL SHAPE IN HAND-BLOWN GLASS glass dimension diam. 80 mm., h 650 mm. dual light source , 7 watt, LED module - 2700k + 3 watt LED module with lens 10° 2700k metal parts varnished DARK GREY electric cable 2 mt length coated 21 Black			
	HA.	BAM.	#2	<b>BAMBOO MOD. #2</b> CYLINDRICAL SHAPE IN HAND-BLOWN GLASS glass dimension diam. 80 mm., h 650 mm. dual light source , 7 watt, LED module - 2700k + 3 watt LED module with lens 10° 2700k metal parts varnished DARK GREY electric cable 2 mt length coated 21 Black			